

# SCHAEFER

YACHTS

A U S T R A L I A



WELCOME TO YOUR OTHER WORLD.

**SCHAEFER 510 S**

[WWW.SCHAEFERYACHTS.COM.AU](http://WWW.SCHAEFERYACHTS.COM.AU)



*WELCOME TO YOUR  
OTHER WORLD.*







## WELCOME TO SCHAEFER YACHTS.

At Schaefer Yachts you will find performance, technology, comfort and sophistication in harmony for you and your family to live the best moments at sea.

Now available for Australian order, be one of the first and bring another world home

### SALES

Drew Watney  
National Sales Manager  
+61 417 838 901  
[sales@schaeferyachts.com.au](mailto:sales@schaeferyachts.com.au)

### PRINCIPAL DEALER

TS8, D'Albora Marina,  
The Spit, Spit Road,  
Mosman, NSW 2088

[www.schaeferyachts.com.au](http://www.schaeferyachts.com.au)





## INDUSTRY LEADER

Schaefer Yachts is an industry leader in the design and construction of performance yachts between 30 and 83 feet. Boasting one of the biggest and most technologically advanced shipyards in South America, Schaefer Yachts has been transforming the marine industry for over 27 years. More than three thousand boats have been delivered worldwide. The shipyard has earned an exceptional reputation for setting high quality manufacturing standards with our proprietary and highly advanced production process.

The shipyard's cutting-edge technology and eagle eye for details guarantee a vast range of vessels made with extreme precision. Schaefer Yachts is proud to be a shipyard that attends to the most demanding markets in the world.



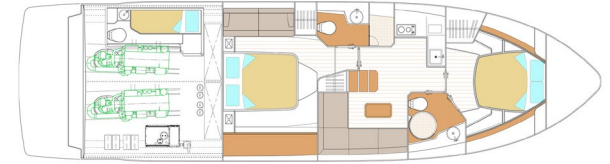


## SCHAEFER 510 SPORT

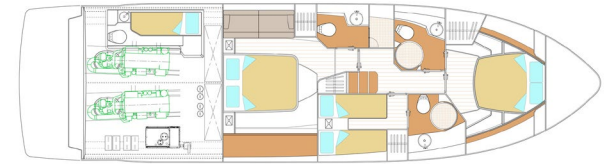
As in the flybridge version, the Schaefer 510 Sport features a comfortable amidship master suite, 3 internal layout options for up to 3 suites and 3 restrooms, a large stern lounge with gourmet space on the platform, with a differential hard top in carbon fiber that guarantees a sporty and sophisticated design, with the largest opening of the category.



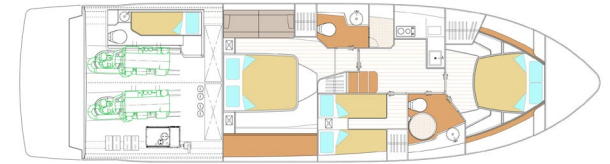
DECK OPTION 1



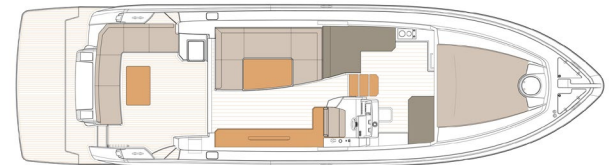
DECK OPTION 2



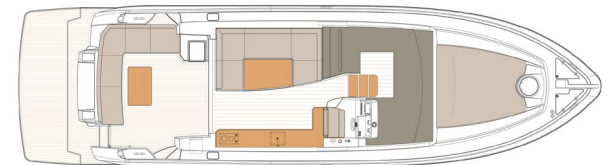
DECK OPTION 3



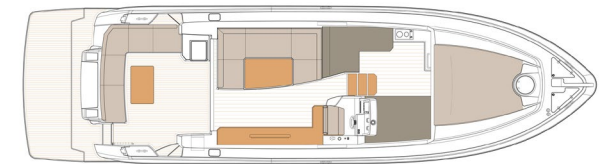
CABIN OPTION 1



CABIN OPTION 2



CABIN OPTION 3









## ON BOARD



### HANDMADE ELEGANCE

Refinement in workmanship and extreme attention to detail are features of all Schaefer Yachts. Tastefully selected materials blend with advanced craftsmanship, resulting in elegance and sophistication for a luxurious and cozy environment.

### BUILDING TECHNOLOGY

Built with the most advanced production process in the nautical market, Schaefer Yachts guarantee a lightweight boat with unmatched stability and comfortable navigation at best-in-class economy.

## SPECIFICATIONS



<b>Max. length (including pulpit and platform)</b>	15.82 m (51.9')
<b>Max. beam (including guardrails)</b>	4.36 m (14.3")
<b>Max. draft</b>	1.26 m (4.1 ft)
<b>Light craft mass</b>	18,3 kg (40,34 lbs)
<b>Deadrise angle</b>	17°
<b>Max. speed*</b>	27.5 knots
<b>Cruising speed*</b>	24 knots
<b>Fuel consumption at cruising speed**</b>	129.7 L/h (34 Gal/h)

<b>Range**</b>	164 N.M.**
<b>Fresh water capacity</b>	470 L (124 Gal)
<b>Fuel capacity</b>	1300 L (343 Gal)
<b>Installed gensets</b>	1 x 11.5 kW
<b>Clearance</b>	4.95 m (16.3')
<b>Passenger capacity (day)</b>	16
<b>Passenger capacity (night)</b>	6+2:6+1
<b>Designer</b>	Pininfarina / Marcio Schaefer

\* Tests performed in flat water, without excessive wind, no anti-fouling paint and with clean hull and propellers. The engines used on the test were 2 x Volvo Diesel IPS 600 (D6 435 HP).

\*\* The maximum speed and cruising speed data as well as fuel consumption and trip duration depend on the onboard loading conditions, ambient temperature, ambient pressure, fuel line, sea state, current, hull bottom condition and stern drive, axles, propellers. There may still be a variation of 7%.





510 S

Taças  
SCHNEIDER  
510  
HT

Toalhas  
SCHNEIDER  
510  
HT

SCHNEIDER  
510

WIND  
PENTA





Super  
Club

SCHAEFER  
S10  
HT









**SCHAEFER**

YACHTS

---

A U S T R A L I A